



X^C 38

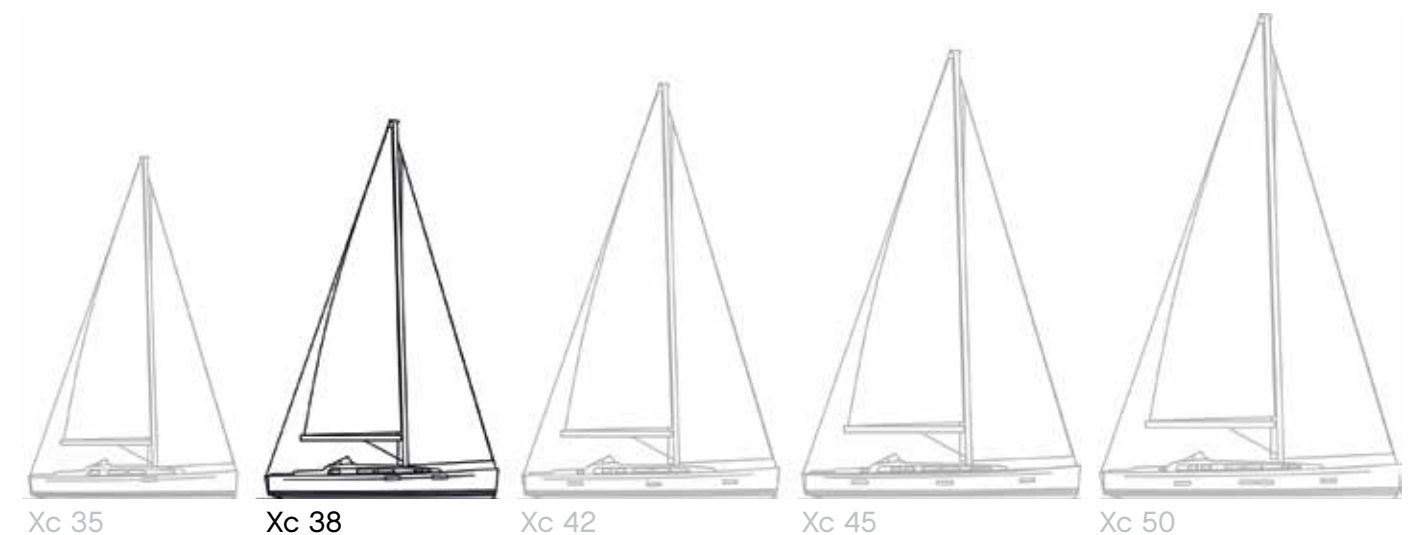
Double the Fun



The Xc 38 was the second yacht in the Xcruising range to be named European Yacht of the Year in the 'Luxury Cruiser' category.

The Xc 38 shares the same DNA as the rest of her Xcruising sisters; a perfect compromise between cruising and performance. She offers superb performance in an easily handled package, ideal for doublehanded sailing.

Like her Xc sisters, she has smooth hull lines; a stylish, practical cockpit and an uncluttered, functional deck layout.





“As an existing X-37 owner, I was already familiar with the “X”ceptional pedigree, build quality and performance of X-yachts.

When the newly designed Xc-38 arrived, I took no convincing that here was a yacht which perfectly matched our future requirements.

Ideally suited to short handed sailing, yet able to accommodate the occasions on which we would be joined by friends and family. A yacht which was capable of fast yet safe and comfortable cruising.

We were particularly impressed with the interior two cabin layout, which combined large berths, a spacious saloon, good locker space and cooking area and a large shower / toilet. On deck, the X-Yachts uncompromising approach to build quality continued. A safe fully enclosed cockpit to which all lines led aft, 6 well positioned winches,

a coach roof mounted traveller and easy access to the stern between the two wheel steering.

X-Yachts attention to the safety expectations of owners extended also to the location of the life raft storage under the cockpit floor, with access via the drop down rear bathing platform, and thereby leaving the cavernous cockpit locker free for all those other cruising “essentials”.

The support of X-Yachts has been impeccable throughout, from our early discussions on specification, through to visiting Denmark with us to see Xtension being built, and thereafter with their annual maintenance programme.

Overall, our Xc-38 Xtension has provided us with many hours of sheer joy, and we look forward to many more future adventures.

Brian Carlton, Xc 38 Xtension

Designer's comments

One of the main differences between the Xperformance and Xcruising ranges is the hull design. The Xc range, with its deeper hull sections, provides a greater interior volume for tanks and other essential cruising equipment. Deeper V-shaped forward hull sections ensure a smooth and comfortable motion when the yacht is sailed against waves (either under sail or engine).

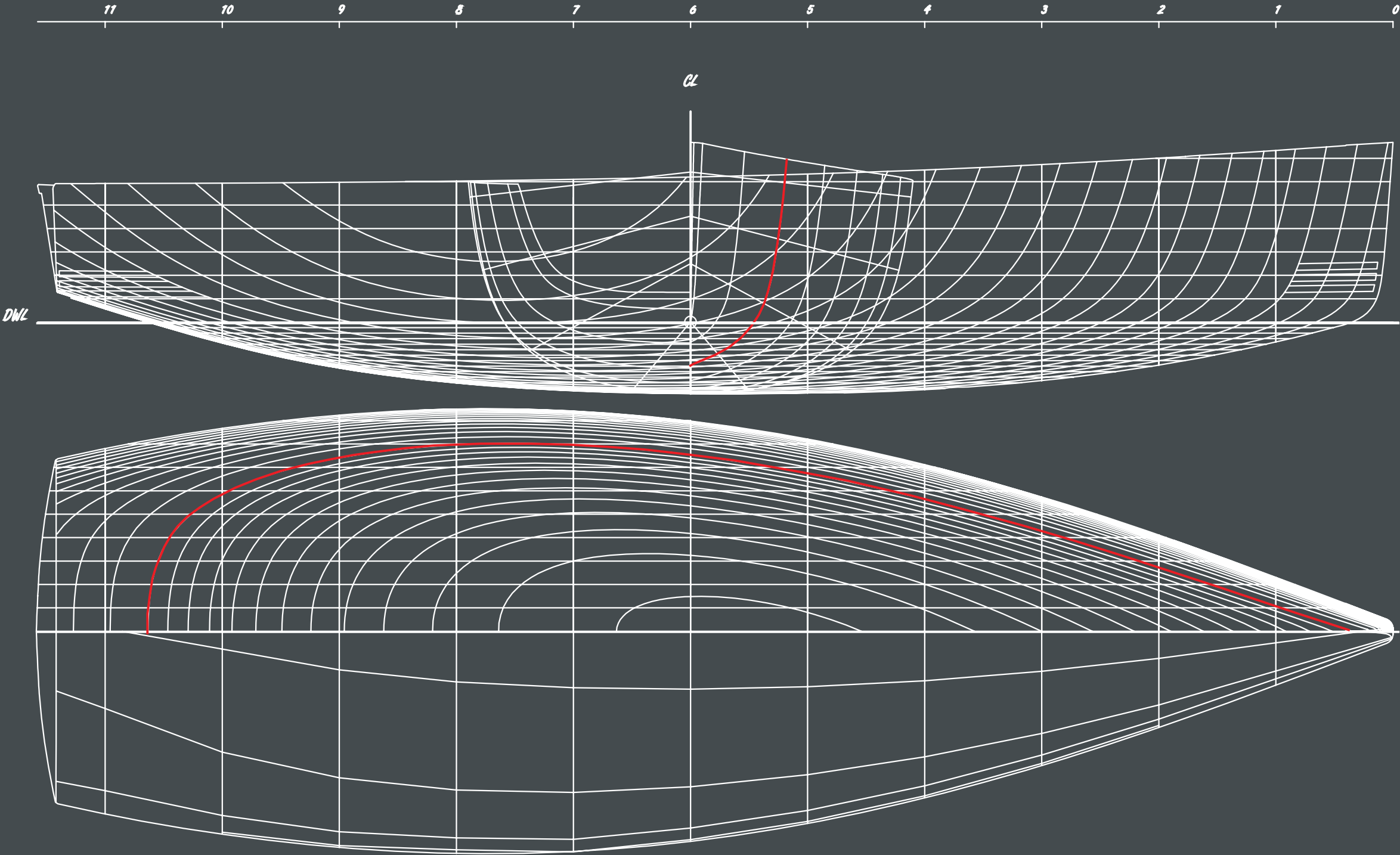
The greater displacement allows for a heavier keel to be fitted. The large fuel and freshwater tanks and the heavy battery bank are all strategically located low and central in the yacht for excellent weight distribution. Lowering the centre of gravity optimises the stability and allows for a well proportioned sail plan. The Xc 38 can make short work of any long passage.


The composite lead/cast iron keel is encapsulated in a reinforced epoxy e-glass shell to guarantee a perfect keel section and avoid corrosion. Flush mounted skin fittings and a folding propeller reduce drag, ensuring the Xc 38 can make the most of the conditions.

The next-generation Xc 38 features an improved new interior bringing new innovative features, whilst maintaining the practical layout of a boat designed to be used at sea.



Niels Jeppesen
Design Director



Copyrights  <small>WORLD CLASS SINCE 1979</small>	Yacht Xc 38	Designed by Niels Jeppesen, X-Yachts Design Team	Principal Dimensions LOA: 11.58 m - 38.00 ft BOA: 3.81 m - 12.50 ft Draft: 1.98 m - 6.50 ft Displ.: 8700 kg - 19180 lbs
	Drawing Lines Plan		
	Date 2015		

“Despite her blue water credentials, the Xc38 still provides the performance, response and exhilaration under sail that X-Yacht Owners have come to expect from any X-Yacht.”

Sailing Today UK



Xcruising Qualities

Designed and developed for cruising in comfort, the Xc 38 takes many of the qualities of the performance X-Yachts such as rod rigging and fully encapsulated keels, but also has many features that make it ideal for offshore passage making:

- A powerful engine in a well insulated compartment, with a 3-bladed folding propeller
- Large fuel and fresh water tanks, all strategically located low and central in the yacht for optimum weight distribution
- An immensely strong steel hull girder frame, taking the loads from the keel as well as from the keel stepped mast
- Deeper hull sections provide a greater interior volume, giving more storage and space for essential cruising equipment, a feature which also provide smoother sailing in all weathers.

The Xcruising range is more than having great cruising qualities, 35 years of performance yacht experience and racing heritage are not lost on the Xc 38. A flexible yet powerful sail plan, excellent stability and easy handling make short work of long passages, giving you more time to explore.



Deck layout



The cockpit table with central storage, includes compass and handrail with drink holders. Optional chart plotter and autopilot control can be fitted into the aft end of the table.



The large bathing platform is operated by a purchase block system. Below deck storage for a liferaft is accessed from the bathing platform.



The Xc 38 comes standard with 6 self-tailing Harken winches. Optional stainless steel Andersen winches are available as an upgrade.



Optional vacuum applied teak on the coachroof. Split mainsheet passes below deck on both sides and is led back to the aftmost cockpit winches.

Cockpit protection



The Xc 38 can be ordered with an optional bimini or cockpit tent. Standard guardrail gate shown above.



The spray hood resting in a "sock" when folded. The aft pushpit teak seats are standard.



The spray hood is supported by stainless steel frames. For canvas colour options, see page 17.



Xc 38 comes with an aluminium framed windshield made from toughened glass including a stainless steel framed sprayhood.



The optional windshield with the raised spray hood.

Hull style options




Hull trim Stripes

Xc 38 comes standard in white gelcoat with steel grey (ral 7011) waterlines and sheerline stripe, alternative light grey (ral 7035) waterlines and sheer stripe.



White hull with steel grey stripes



White hull with light grey stripes



Exterior fabrics

Choose between standard Silver Grey (Swela 37362) or alternative Dark Grey (Swela 37365) for sprayhood, bimini, cockpit tent, cockpit cushions, boom cover, forestay cover, cockpit table and wheel covers. Other colours on request.



Markilux silver grey (Swela 37362)



Markilux dark grey (Swela 37365)



Light & spacious

Interior layout

The Xc 38 interior distribution is conceived to be functional and modern, as well as stylish.





Saloon


High quality, detailed interior carpentry sets Xc 38 apart from mass produced boats. Marine plywood with carefully selected surface veneers, laminated fiddles and door frames, all varnished and polished in satin matte finish. The laminate floorboards are standard teak with holly stripes.

The Xc 38 comes in a variety of standard and optional upholstery fabrics; see overleaf.

Above: The standard Xc 38 saloon.

*Standard teak and holly laminate floorboards.
Standard upholstery fabric is Brooks 115 Silver.*

Standard fabrics



Nantes Ivory




Nantes Grey White



Brooks 13 Sahara



Brooks 09 Blue



Brooks 115 Silver Grey


Microfibre (optional)




Alsace Blue



Alsace Ivory



Alsace Sand



Nubilux 709 Argent



Galley

Camoan white Corian galley worktop, recessed stainless steel sink, toploaded 120 litre cooling box with 100 mm isolation, Isotherm SP cooling plate and Danfoss compressor. 4 drawers for cutlery, plenty of space for crockery and food as well as for an optional microwave oven.

Gimballed stainless steel oven with 2 jets (3 jets optional).



Nav Station

The navigation station sports a large (93 x 64 cm) navigation table, with compartments for charts and stationary with 4 large drawers underneath.

Space for optional navigation and communication equipment on outboard panels

beside chart table. The navigation station is also home to the main electrical distribution system for the boat. The main switch panel is located above the nav station seat and includes a 12V DC plug that is located next to the chart table.

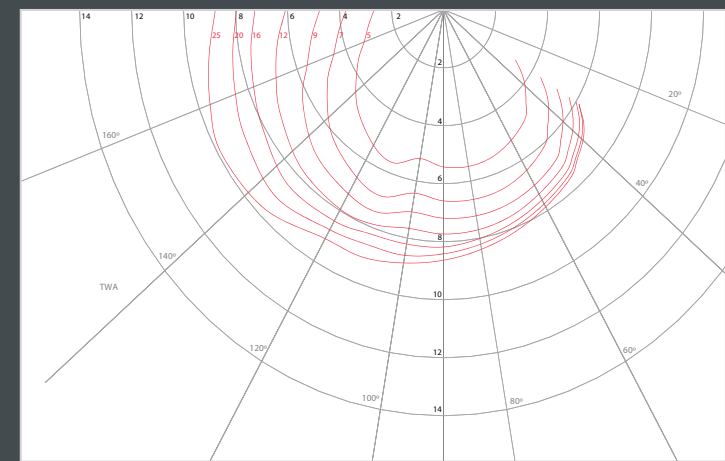



Owner's Cabin

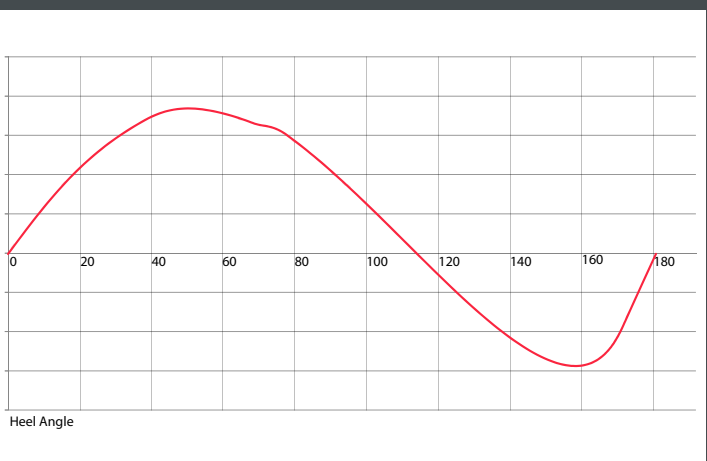
Large double berth (210 cm x 219 cm max width). 140 mm comfort foam mattresses.

Freeboard shelves and top cupboards above berth. Book shelf comes with stainless steel book brackets.





Polar Diagram for Xc 38 with standard keel and on cruising condition.



Stability Curve for Xc 38 with standard keel and on cruising condition.

SAIL AREAS

Mainsail	44.10 m ²	479.64 ft ²
Genoa (106%)	36.20 m ²	389.65 ft ²
Genoa (135%)	32.10 m ²	345.52 ft ²
Asymmetric spinnaker	131.00 m ²	1410.10 ft ²

DIMENSIONS

Hull length	11.58 m	37.99 ft
Waterline length	10.38 m	34.06 ft
Beam	3.81 m	12.50 ft
Draft (standard)	1.98 m	6.50 ft
Draft (shallow)	1.60 m	5.25 ft
Ballast (standard)	3,775 kg	8,322 lbs
Displacement (light)	8,700 kg	19,180 lbs

ENGINE/TANKS

Engine diesel	30 kW	40.23 HP
Fuel capacity	200 Ltr	52.83 (US) gal
Water capacity	375 Ltr	99.06 (US) gal



Draft (shallow)
Draft (standard)

XCE 38