

Hatteras 64 Convertible

The Hatteras 64 Convertible sets a new standard for the mid-size sportfishing convertible. With her wide beam, shallow draft and large fuel capacity, she is an industry leader by any measure. The 64 tames heavy seas with ease, thanks to her advanced hull design and propulsion technology, encased in a robust solid-fiberglass hull. She also tames the creatures that swim in those seas, thanks to a mezzanine cockpit equipped with the amenities tournament anglers require. Inside, the beast becomes a beauty. The 64's warm interior, luxurious appointments and show-stopping full-beam master suite set this yacht apart from anything else you'll find in this size range.

SPECIFICATIONS

Length Overall (C)	63'10"	19.46 meters
Length Overall with Bow Pulpit	67'2"	20.47 meters
Beam	19'6"	5.94 meters
Draft (C)	4'10"	1.47 meters
Draft Enclosed Bridge (C)	4'11"	1.50 meters
Freeboard Forward (C)	7'7"	2.31 meters
Freeboard Aft (C)	3'1"	0.94 meters
Headroom Most Areas	6'6"	1.98 meters
Freshwater Capacity (C)	343 gallons	1,298 liters
Fuel Capacity (C)	1,950 gallons	7,379 liters
Holding Capacity (C)	105 gallons	397 liters
Weight Displacement (C)	115,000 pounds	52,163 kilos
Height Above Waterline to:		
– Top of Flybridge (C)	15'3"	4.65 meters
– Top of Enclosed Flybridge (C)	19'3"	5.87 meters
Waterline Length	55'11"	17.04 meters



ENGINE OPTIONS

Twin CAT C32 Diesel Engines	1550 BHP
Twin CAT C32 Diesel Engines	1650 BHP
CAT C32 ACERT Diesel Engines	1800 BHP
Twin MTU 10V2000 CR Diesel Engines	1500 BHP



Exterior Finish/Construction

- Isophthalic gelcoat, exterior layer, white
- Blister-resistant vinylester resin in hull bottom skin coat
- Hull and superstructure linear polyester/polyurethane coating
- Polymer/copper-based anti-fouling bottom paint
- Boot stripe, linear polyester/polyurethane coating
- Decks, non-skid surface, polyurethane paint with polymeric beads
- Solid fiberglass hull bottom
- Hull sides and superstructure laminated with PVC foam core
- Fiberglass stringers
- Steel laminated in stringers at key locations to bolt engine mounts
- Engine room bulkheads and decks of resin-infused composite construction using PVC foam core with layers of fiberglass laminate on each side

Hardware & Miscellaneous

- Wood bulkheads, cabinetry and trim with a satin or high-gloss polyester finish in cherry or African mahogany
- All hardware polished chrome with brushed chrome in galley
- 60-pound Danforth anchor, anchor line and deck hawse pipe with anchor tensioner
- Four polished stainless-steel springline cleats with chafing strips, through bolted in aluminum backing plate
- Polished stainless-steel bow cleats and chocks with chafing strips, through-bolted in aluminum backing plate
- Two polished stainless-steel stern cleats and hawse pipes, through-bolted in aluminum backing plate
- Polished anodized welded aluminum rails on bow, side-deck and flybridge, drilled and tapped in aluminum backing plates
- Fog bell
- Dual air horns
- Zincs on rudders and shafts
- Black braided nylon mooring lines (6)
- Alloy 22 high-strength propeller shafts, 3 1/2"
- Manganese bronze dripless rudder seals
- Dripless shaft seals with spare seals
- Life jackets (8)
- Life ring
- Portable "drychem" fire extinguishers (7), U.L. approved type in compliance with United States Coast Guard and ABYC standards
- Stainless-steel trim tabs
- Manganese bronze struts
- Stainless-steel rudders
- 7-blade propellers, Nibral high performance
- Reboarding steps to cockpit
- Black fenders (4)
- Deck plates for fuel and water fills and waste pump out
- Heavy duty engine couplings
- Generator exhaust, water separator
- Anchor locker on bow deck

Engine Compartment & Bilge

- Water manifold with centralized shut-off valve for sinks and showers
- Pultruded fiberglass rudder shelf
- AC fluorescent lights
- DC lights
- DC bilge blower
- Twin diesel, freshwater-cooled main engines with electrically controlled marine gears, neutral interlocks, exhaust silencers, engine hour meters, alternators, fuel filters and seawater strainers
- FM200 fixed fire extinguishing system for engine compartment with automatic and remote manual controls, plus audible and visual discharge signals
- One 27.5kW freshwater-cooled Electronic Quiet Diesel Onan generator(D) with shock mounts, seawater strainer, remote start, fuel/water separator, hour meter, water lift muffler and sound enclosure
- Pressure and temperature controlled forced air induction system for engine combustion air and fans ducted from cockpit (single fan reversible for flow-through ventilation)
- Polyethylene water lines
- Electric fuel transfer system with three pumps, providing back-up capability, with filtration and dry tank protection for pump
- Freshwater fill hose for engines and generator
- AC compressed air system with air line and regulator
- 24-volt DC bilge and sump pumps: five at 3700 gph and four at 2000 gph, with heavy-duty float switches and protective guards
- Auxiliary emergency bilge pump, 150 gpm in lazarette
- Bronze/chrome plated ball-valves through-bolted in solid fiberglass on all underwater through hull fittings with electrical bonding throughout
- Pressurized 230 volt AC freshwater pump
- 230-volt AC 30-gallon electric water heater
- U.L. Marine-listed fiberglass fuel tanks constructed with fire-retardant resin and bronze fittings, and coated with fire-retardant paint
- Fiberglass water tanks, constructed with bronze fittings and materials which comply with the requirements of Title 21 for food and drugs.
- Fiberglass holding tanks, constructed with bronze fittings and 24-volt DC sewage pump, plumbed for dockside pump-out, with 3/4 full display and alarm as part of systems monitor programmable logic controller
- 110-volt AC reversible oil changing system for engines, gear and generator with Hatteras patented quick disconnect
- U.L. Marine-listed fuel filter/water separator, generator
- Sealed shower sump, one each
- U.L. Marine-listed duplex fuel filters/water separators with bypass manifold, engines
- Electric fuel priming pumps, engines
- Powder coated grab rails
- Painted polyurethane engine room and bilges
- Air conditioning compressors and pumps
- United States Coast Guard type A1 U.L. Marine-listed fuel lines
- Isolated discharge sea chest

- 1" stainless-steel steering tie bar with pivoting self-aligning ball joint connection at all cylinder and tie bar connections
- Insulation in deck
- Pick-up sea chests
- Digital monitoring for main engines in battery panel with start and stop switches
- Rubber deck mat between engines
- Seawater pressure system with AC pump
- Transducer well, glycol filled

Electrical Systems

- Two 24-volt banks of heavy-duty, 12-volt marine batteries mounted in fire-retardant fiberglass boxes
- U.L. 1426 listed boat cable, tin coated with insulation
- Gel/lead acid compatible 240-volt automatic/programmable battery charger, 50/60 Hz
- Automatic battery paralleling system with switch at control console
- Two 240 volt, 50 amp, transformer connected retractable shore cords with over-current protection (cockpit)
- AC and DC lights and fixtures
- AC dimmable lights in master and salon / galley
- AC duplex outlets with ground fault protection
- Battery control panels with fuses and isolation switches
- DC electronics panel with magnetic circuit breakers (flybridge)
- AC and DC distribution panels with magnetic circuit breakers
- AC switching panel with source selector switches, volt meter, ammeter, frequency meters, generator start/stop controls, interlock selector breakers and voltage boost switch
- Navigation lights
- Ground fault protection on AC receptacles and lighting circuits
- Air conditioning 58,000 BTU (88,000 BTU with enclosed bridge), with reverse-cycle heating, with AC compressors, individually controlled by SMX controls
- Omni-directional TV antenna
- Ventilation fans in attic space


Flybridge

- Systems monitor with programmable logic controller readout, visual and audible signals for engine, alternator, high bilge water, fire warning in engine compartment, fire extinguisher discharge, AC power loss, smoke detectors, battery voltage, 3/4 full holding tank monitor, and carbon monoxide detectors
- Molded fiberglass
- Icom VHF, Furuno RD30 depth and temp
- Polished anodized welded aluminum rails and stanchions
- U-shaped lounge removable vinyl-covered polyfoam cushions and storage underneath
- Control station with all necessary switches and dimmable lighted instrument panel
- Compass with dimmable light
- Pod console with custom wheel and single-lever clutch and throttle controls (electronic) with emergency back-up, engine synchronization, and trolling valve control switches


[Continued Next Page]

ARRANGEMENTS


Standard Flybridge Arrangement




Standard Upper Deck Arrangement



Optional Enclosed Flybridge with Stairwell to Salon




Optional Upper Deck Arrangement with Stairwell to Enclosed Flybridge



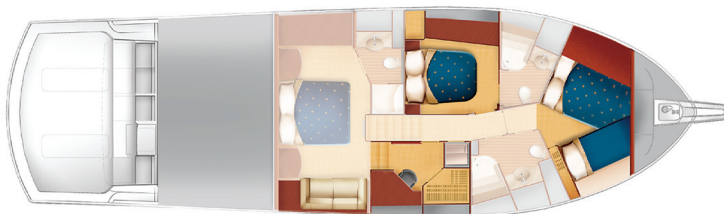
Standard Three-Stateroom / Three-Head Arrangement



Optional Four-Stateroom / Three-Head Arrangement



Optional Lower Deck Arrangement



[Continued from Last Page]

- Hydraulic power-assisted steering
- Twin Murray Sea-19 adjustable teak helmchairs with stainless-steel hardware and footrest
- DC AM/FM stereo receiver with CD player and speakers
- Fuel level gauges
- Rod storage in forward bench seat
- Top-loading insulated drink box
- Additional storage areas beneath seat(s) and console
- Neutral interlock switches allowing engine to start in neutral only
- Powder-coated grab rails
- AC weatherproof receptacle

Optional Enclosed Flybridge (F)

- Systems monitor with programmable logic controller readout, visual and audible signals for engine, alternator, high bilge water, fire warning in engine compartment, fire extinguisher discharge, AC power loss, smoke detectors, battery voltage, ¾ full holding tank monitor, and carbon monoxide detectors
- Molded fiberglass
- Icom VHF, Furuno RD30 depth and temp
- Polished anodized welded aluminum ladder, cockpit to bridge deck
- Elevated L-shaped lounge to port with rod storage
- Adjustable Pompanette helmsman seat at forward station, pedestal mount
- Riding seats, port and starboard, with port section adaptable for longer L-shaped lounge
- Fixed frameless windows and windshield with safety glass
- Intermittent electric windshield wipers/washers with controls
- Forward control station with all necessary switches, dimmable lighted instruments, single-lever clutch and throttle controls (electronic) with engine synchronizer emergency back-up, hydraulic power-assisted steering, compass and electric trolling valve control switches
- Pod style aft control with start/stop switches, single-lever clutch and throttle controls (electronic), hydraulic power-assisted steering and tachometers
- Carpeting
- Dry bar with combination refrigerator/icemaker and storage below
- DC AM/FM stereo receiver with CD player and speakers
- AC duplex outlets
- Padded panel headliner (installed on track system for service access)
- Carbon monoxide detector
- Smoke detector
- Air conditioning dispersed port and starboard
- Defogger
- Sliding door
- DC low level lights
- Aft-facing seat with freezer underneath
- SMX HVAC compartment controlled
- Polished anodized welded aluminum rails and stanchions
- Fuel level gauges

Cockpit

- Molded fiberglass, 164 square feet including 17 square feet of seating
- Seating with cushions across upper mezzanine
- Polished anodized aluminum ladder to flybridge with acrylic steps
- Transom door
- Fiberglass cockpit boarding step box with storage
- Sliding glass door to deckhouse
- Stereo speakers with volume control
- DC overhead lights under flybridge overhang
- Powder-coated grab rails on cabinside
- Door and hatch with lock to engine compartment
- Seawater and freshwater wash down outlets with Hatteras patented quick disconnect
- Shore water connections with pressure-reducing valve and Hatteras patented quick disconnect, one each port and starboard
- Two tackle drawers with perforated stainless-steel bottom, covered by cabinet door, starboard mezzanine
- 10 cubic-foot bait freezer, port mezzanine
- Two 14-gallon storage tubs
- Two 62" fish boxes with macerator, flush in deck, hinged with gas cylinders
- Storage in steps to deckhouse with chill box in top step
- Lazzaretto access through hatch
- Aluminum mounting plate laminated in deck for fighting chair
- Polished stainless-steel rod holders, flush mount, set of 4
- Transom hawsers
- ISO scuppers

Galley/Dinette

- Amtico vinyl-strip flooring
- Padded panel headliner (installed on track system for service access)
- Fixed frameless windows with dark tinted safety glass
- Microwave/convection oven covered by cabinet door
- AC and DC lights and fixtures
- AC dimmable lights
- AC duplex outlets
- Genuine wood inserts to match interior finish on appliance fascia
- Dinette with storage under seat
- Solid-surface countertops, undermount sink and storage cabinets made of genuine wood to match interior finish
- AC undercounter refrigerator and freezer drawer units
- AC four burner ceramic cooktop
- One-half hp continuous feed garbage disposal
- Drawers (2) in galley fascia, (2) in upper cabinets behind doors
- Air conditioning dispersed through fluted valances, port and starboard
- Fluted wood valances with duette blinds
- Vacuum unit, one outlet
- Throw pillows

Salon

- Carpeting
- Padded panel headliner (installed on track system for service access)
- Fluted wood valances with duette blinds
- Sliding full glass door to cockpit, concealed by wood bulkhead when open
- 42" LCD TV with omni-directional antenna
- Bose® Lifestyle 35 home theater with AM/FM, CD/DVD, and surround sound speakers
- Whirlpool icemaker
- Fixed frameless windows with tinted safety glass
- AC and DC lights and fixtures
- AC dimmable lights
- AC duplex outlets
- L-shaped lounge with rod storage, loose cushions, arm rests and double needle stitching
- Throw pillows
- Air conditioning dispersed through fluted wood valances, port and starboard
- Carbon monoxide detector
- Smoke detector
- Polished stainless-steel threshold at salon door

Lower Companionway

- Carpeting
- Padded panel headliner (installed on track system for service access)
- Wallcovering
- Flush-panel genuine wood doors to match interior finish with door stops to master stateroom, guest stateroom and guest head
- Steps to salon with storage underneath
- DC light fixtures
- Access to port/starboard storage and electric panels with DC light
- AC duplex outlet
- Washer/dryer

Full-Beam Master Stateroom

- Carpeting
- Padded panel headliner (installed on track system for service access)
- Padded panels on hullside(s) and bulkhead(s) (installed on track system for service access)
- King-sized tapered berth with upholstered headboard
- Upholstered berth base
- Polyfoam mattress, spread, throw pillows, pillows, pillow shams, mattress pad and sheets(E)
- Cedar-lined hanging locker with doors and automatic light
- Nightstands with drawers
- Twin dressers with drawers
- 19" LCD TV
- Bose® 3-2-1 GS with AM/FM and DVD/CD w/speakers
- Full-length mirror
- AC and DC lights and fixtures
- AC dimmable lights
- DC low-voltage lights under berth
- AC duplex outlets

[Continued Next Page]

[Continued from Last Page]

- Private access to head
- Smoke detector
- Carbon monoxide detector
- Air conditioning dispersed through fluted valances, port and starboard
- SMX HVAC compartment controlled

Bow Guest Stateroom

- Carpeting
- Padded panel headliner (installed on track system for service access)
- Padded panels on hullside(s) and bulkhead(s) (installed on track system for service access)
- Queen-sized tapered berth with upholstered headboard and cedar-lined storage underneath accessed via pneumatic cylinders
- Upholstered berth base
- Polyfoam mattress, spread, throw pillows, pillows, pillow shams, mattress pads and sheets(E)
- Cedar-lined hanging lockers with automatic light
- Nightstands with storage, port and starboard
- Dressers port and starboard
- DC AM/FM stereo receiver with CD player and speakers
- Full-length mirror
- AC and DC lights and fixtures
- DC low-voltage lights under berth
- AC duplex outlets
- Private access to head
- Smoke detector
- Carbon monoxide detector
- SMX HVAC compartment controlled
- Screened overhead hatch with privacy cover

Optional Bow Guest Stateroom (F)

- Carpeting
- Padded panel headliner (installed on track system for service access)
- Padded panels on hullside(s) and bulkhead(s) (installed on track system for service access)
- Double sized berth to port and single sized berth to starboard, with storage underneath
- Upholstered berth base
- Polyfoam mattresses, spreads, throw pillows, pillows, pillow shams, mattress pads and sheets(E)
- Cedar-lined hanging/storage lockers with automatic light
- DC AM/FM stereo receiver with CD player and speakers
- Full-length mirror
- AC and DC lights and fixtures
- DC low-voltage lights under berth
- AC duplex outlets
- Private access to head
- Smoke detector
- Carbon monoxide detector
- Air conditioning dispersed through fluted wood valances, port and starboard
- SMX HVAC compartment controlled
- Screened overhead hatch with privacy cover

Port Guest Stateroom

- Carpeting
- Padded panel headliner (installed on track system for service access)
- Padded panels on hullside(s) and bulkhead(s) (installed on track system for service access)
- Twin berths with storage underneath, port stateroom
- Upholstered berth base
- Polyfoam mattresses, spreads, throw pillows, pillows, pillow shams, mattress pads and sheets(E)
- Cedar-lined hanging locker with door and automatic light
- Full-length mirror
- AC and DC lights and fixtures
- AC duplex outlets
- Private access to head
- Smoke detector
- Carbon monoxide detector
- SMX HVAC compartment controlled
- Overhead cabinets outboard

Optional Fourth Stateroom (F)

- Carpeting
- Padded panel headliner (installed on track system for service access)
- Padded panels on hullside(s) and bulkhead(s) (installed on track system for service access)
- Upper and lower berths with storage under lower berth accessed via pneumatic cylinders
- Upholstered berth base
- Polyfoam mattresses, spreads, throw pillows, pillows, pillow shams, mattress pads and sheets(E)
- Cedar-lined hanging locker with door and automatic light
- Full-length mirror
- AC and DC lights and fixtures
- AC duplex outlets
- Smoke detector
- Carbon monoxide detector
- SMX HVAC compartment controlled

Master Head

- Amtico vinyl-strip flooring
- Padded panel headliner (installed on track system for service access)
- Wallcovering
- Solid-surface countertops with solid-surface backsplash, sidesplash and integral sink over storage cabinet made of genuine wood to match interior finish with bowed fronts
- Hardwood baseboards
- Stall shower with molded seat, single door and automatic enclosed sump pump
- Storage cabinet with mirror above sink
- Towel bar
- Headhunter freshwater toilet
- 120 volt AC air freshener blower
- AC and DC lights and fixtures
- DC low-voltage lights under toe kicks
- AC duplex outlet
- Plexi mirror around upper cabinet
- Air conditioning discharge
- Holding tank $\frac{3}{4}$ full indicator light

Guest Heads

- Amtico vinyl-strip flooring
- Padded panel headliner (installed on track system for service access)
- Wallcovering
- Solid-surface countertops with solid-surface backsplash, side splash and integral sink over storage cabinet made of genuine wood to match interior finish with bowed fronts
- Hardwood baseboards
- Stall shower with door, seat and automatic enclosed sump pump
- Upper storage cabinet with mirror
- Towel bar
- Headhunter freshwater toilet
- 120V AC air freshener blower
- AC and DC lights and fixtures
- AC dimmable lights
- DC low-voltage lights under toe kicks
- AC duplex outlet
- Plexi-mirror around upper cabinet
- Holding tank $\frac{3}{4}$ full indicator light
- Screened overhead hatch with privacy cover

Footnotes

(A) Right is reserved to make changes at any time, without notice, in prices, material, specifications and equipment. Orders are accepted subject to prices prevailing at time of shipment. Orders requesting any material and/or equipment which differ from that selected by Hatteras as standard or optional for this model will be considered a custom change and will require additional charges. Prices shown for many options may apply only if ordered prior to start of production. Once production begins, orders for such options may require additional charges due to non-standard installation requirements and/or lead times. In order to show equipment size and location, line drawing may include some optional items. Specifications, standard equipment and optional equipment effective with boats sold at August 1, 2008 through July 31, 2009 Hatteras Base Prices.

(B) Length overall does not include the optional swim platform or bow pulpit.

(C) Weight, draft, and freeboard are based on an estimate of model's displacement with largest engines available and all tanks filled. Heights are estimated with largest engines and all tanks empty. Actual figures will vary depending on production tolerances, equipment, supplies and stores on board, as well as operational and sea conditions. Capacities of tanks are estimated to be total capacity of all tanks normally furnished in this model. Usable capacities will vary depending upon conditions.

(D) Generator is not intended to supply power for all standard and optional accessories simultaneously. Load must be limited to generator output rating.

(E) One set of sheets includes: one bottom sheet, one top sheet, pillowcase(s).

(F) Option must be ordered prior to start of production. Price shown reflects cost of scheduled installation requirements. A late request for this option will require an additional charge.